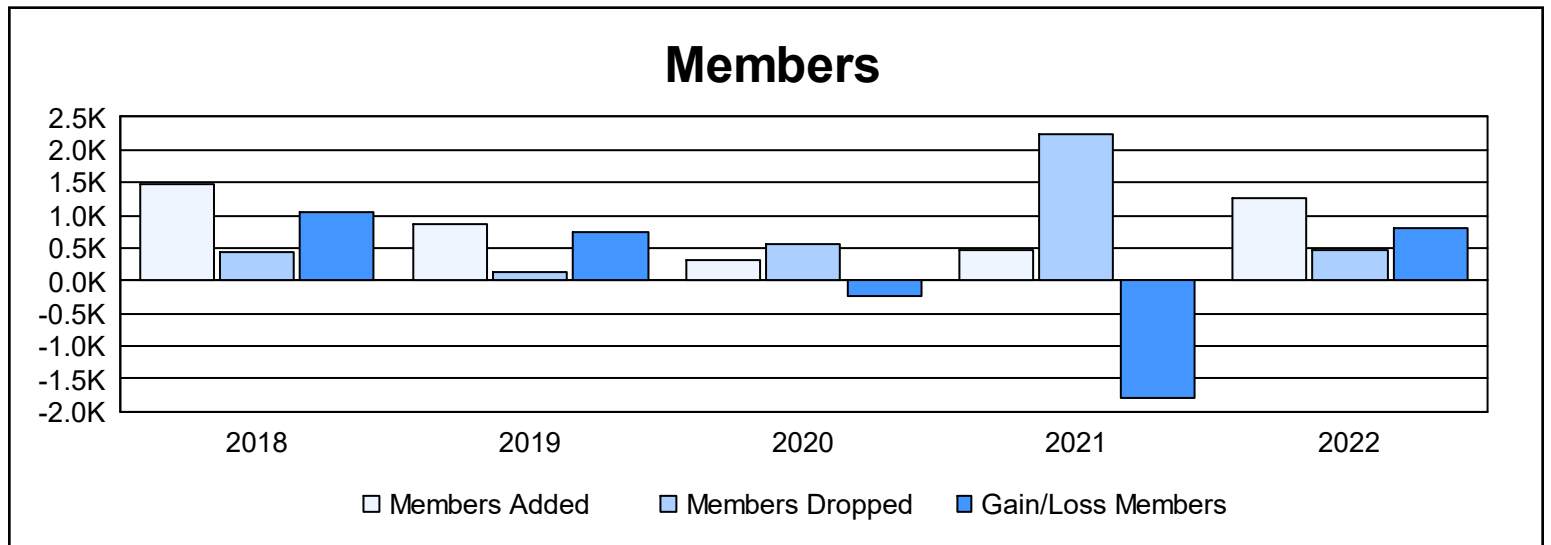
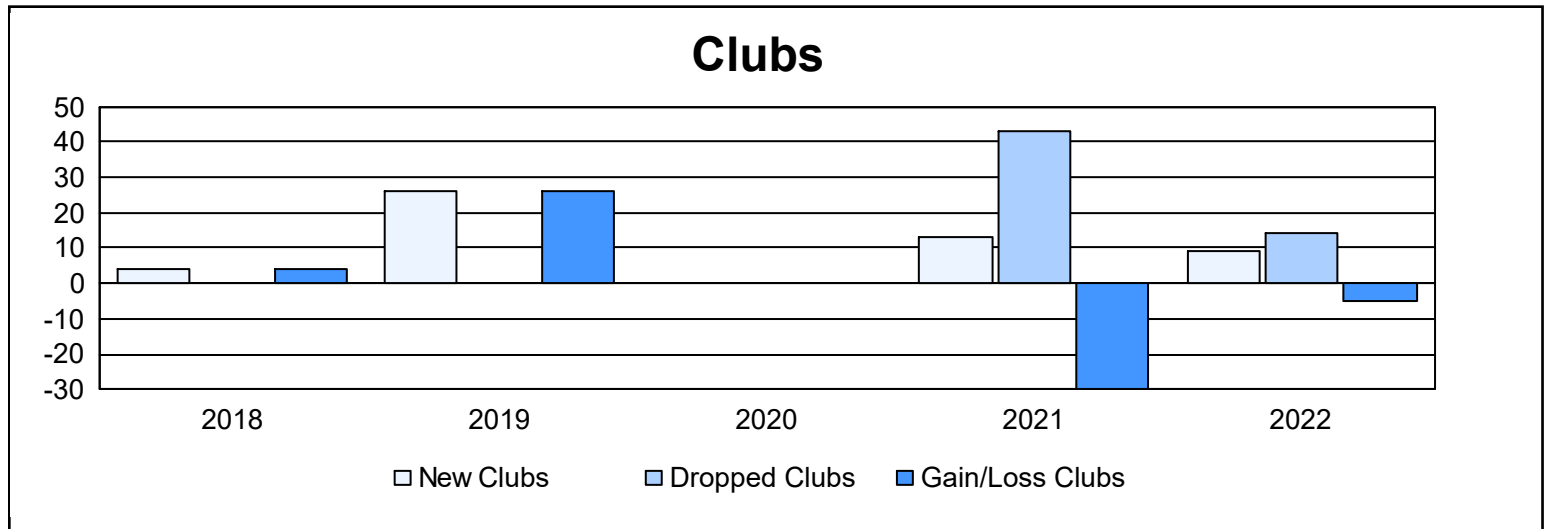
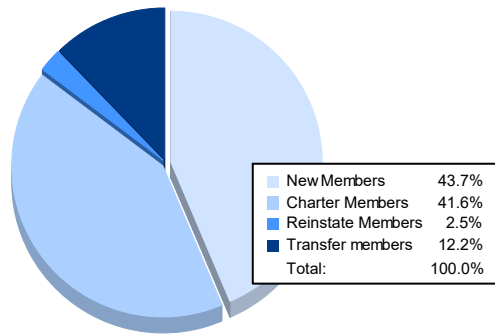


| Year | New Clubs | Dropped Clubs | Gain/ Loss Clubs | New Members | Charter Members | Reinstate Members | Transfer Members | Total Member Added | Total Members Dropped | Gain/ Loss Members |
|----------------|-----------|---------------|------------------|-------------|-----------------|-------------------|------------------|--------------------|-----------------------|--------------------|
| 2017-2018 | 4 | 0 | 4 | 691 | 409 | 338 | 42 | 1,480 | 436 | 1,044 |
| 2018-2019 | 26 | 0 | 26 | 208 | 557 | 63 | 37 | 865 | 128 | 737 |
| 2019-2020 | 0 | 0 | 0 | 187 | 44 | 7 | 85 | 323 | 561 | -238 |
| 2020-2021 | 13 | 43 | -30 | 95 | 333 | 1 | 26 | 455 | 2,250 | -1,795 |
| 2021-2022 | 9 | 14 | -5 | 556 | 530 | 32 | 155 | 1,273 | 455 | 818 |
| Average | 10 | 11 | -1 | 347 | 375 | 88 | 69 | 879 | 766 | 113 |



Membership Composition June 2022 Cumulative



Gender Composition June 2022 Cumulative

